

## Carbide Burr





We hold expertise in offering premium quality Carbide Burrs to our prestigious customers. Designed by Our Team to the industry set norms at the vendor's end, these Carbide Burrs are used in Industries for cutting. Offered Carbide Burrs undergo various test in-house quality assurance checks conducted by our team of quality controllers in order to ensure a defect free range.

Our Offered Carbide Burrs are mostly contains and made of Seamless finish with Dimensional accuracy and has a very good Heat resistant.

### Technical Data

Materials	3mm	6mm	10mm	12mm	16mm
Steel	60,000-90,000	45,000-60,000	30,000-40,000	22,500-30,000	18,000-24,000
Hardware Steel	60,000-90,000	30,000-45,000	19,000-30,000	15,000-22,500	12,000-18,000
Stainless Steel	60,000-90,000	30,000-45,000	19,000-30,000	15,000-22,500	12,000-18,000
Cast iron	45000-90,000	22,500-60,000	15,000-40,000	11,000-30,000	9,000-24,000
Titanium	60,000-90,000	30,000-45,000	19,000-30,000	15,000-22,500	12,000-18,000
Nickel	60,000-90,000	30,000-45,000	19,000-30,000	15,000-22,500	12,000-18,000
Copper/Copper alloys	45,000-90,000	22,500-60,000	15,000-40,000	11,000-30,000	9,000-24,000
Aluminum	30,000-90,000	15,000-70,000	10,000-50,000	7,000/38,000	6,000-30,000
PLastic	30,000-90,000	15,000-70,000	10,000-50,000	7,000-38,000	6,000-30,000
Cermet	60,000-90,000	30,000-45,000	19,000-30,000	15,000-22,500	12,000-18,000

### Explanation of Cut Type

Explanation of Cut Type	M	F	C	X
Legen				
Prove	Standard Teeth	Fine Teeth	Aluminium Teeth	Double Teeth

# Metric, suit to ISO standard and DIN standard

## Cylinder Shape A & B

A0616 X 06	B0616 X 06
A0820 X 06	B0820 X 06
A1020 X 06	B1020 X 06
A1225 X 06	B1225 X 06
A1625 X 06	B1625 X 06
A2525 X 08	B2525 X 08



## Radius End Shape C

C0616 X 06
C0820 X 06
C1020 X 06
C1225 X 06
C1625 X 06



## Ball Shape D

D1210 X 06
D1614 X 06



## Oval Shape E

E1220 X 06
------------



## Tree Radius End Shape F

F0616 X 06
F0820 X 06
F1020 X 06
F1225 X 06
F1625 X 06



## Tree Pointed End Shape G

G0616 X 06

G0820 X 06

G1020 X 06

G1225 X 06

G1625 X 06

G1925 X 06



## Tirch Cylinder Flame Shape H

H1232 X 06



## Tape with Ball Top Shape L

L1228 X 06

L1633 X 06



## Taper Shape M

M0618 X 06

M0820 X 06

M1020 X 06

M1225 X 06

M1625 X 06



## Taper End Shape N

N1213 X 06



# Application and Characteristics

Using Carbide Rotary is an effective way to realize mechanization in hand work operations, in the industries of airplane, ship building, automobile, chemistry etc. Carbide Rotary Burrs can be widely used in machining iron, steel casting, carbon steel, alloy steel, stainless steel, copper aluminum etc. Machining various kinds of metal including <HRC65 hardness steel.

- Instead of emery wheels, without power pollution.
- Increasing productivity of several ten times than using hand tools and three to five times than using emery wheels.
- Having long life of ten times than high speed steel burrs and fifty times than small emery wheels
- Finish machining various kinds of die cavities
- Removing the burrs of the castings, forgings and the welding spatter on the assemblers.
- Chamfering angle, circular bead or flute on the components.
- Chamfering or burring the pipes.
- Polishing the impeller channel.
- Grinding the hole to an accurate shape.

The machines which are used for Carbide Rotary Burrs are usually hand-held, powered either by compressed air or electricity. Be careful about mounting and the burr correctly.

Only at high speed, can carbide rotary burrs show their remarkable performance. Recommended spindle speeds.

## Notes:

- It may be necessary to adjust the rates shown to achieve optimum performance.
- Harder materials require slower speeds.
- Smaller burrs require faster speeds.
- Extra long burrs (>150mm long) require slower speeds.
- APPLY constant movement and light pressure when in use.
- Running below the optimum speed will cause tooth wear.
- Allowing the tool to become too hot may cause the braze to melt and detach the head from shank.
- Using tools and collets that have become worn will encourage chipping.
- Do not sink the burr for more than one third of its periphery.

## How to use.

The Machines which are used for Carbide Rotary Burrs which are usually hand-held, powered either by compressed air or electricity. Be careful about mounting and handling the burr correctly. Only at high speed, can carbide rotary burrs show their remarkable performance. Recommended spindle speeds.

### To Use Carbide Burrs :

1. Fix the Carbide Burrs to the mag drill machine.
2. Make sure it is fit and works smooth.
3. Try Cutting, grinding, deburring or sharpening using Carbide Burrs and mag drill machine.
4. As it turns, the Carbide Burr produces chips from the outside cutting edges and make holes after cutting the hole is made.



It may be necessary to adjust the rates shown to achieve performance. Harder materials require slower speeds. Smaller burrs require faster speed. Extra long burrs (>150mm long) require slower speeds. Apply constant movement and light pressure when in use. Running below the optimum speed will cause tooth wear. Allowing the tool to become too hot may cause the brazing to melt and detach the head from the shank. Using tools and collets have become worn will encourage chipping. Do not sink the burr for more than one third of its periphery

## Our Locations

### China

No.3, Fuan Huayuan,  
Pingdu, Qingdao, China

### USA

17599, Paxton Ave Lansing,  
Illinois 60438 – USA

### India

No.104, 1st Floor, Premier  
Presidency, Langford Road,  
Bengaluru 560052